


Appendix C - Parts

External Parts for the TRANSTECH Transmission Service System

Please refer to the part numbers below when ordering parts for the unit.

<u>Part #</u>	<u>Description</u>
MV010-0027	Wheel
MV010-0026	Wheel Hub cap
MV010-6000	Swivel caster
MV010-6001	Swivel caster with break lock
MV010-5004	Hose bracket
MV010-0407	Handle, steel
MV010-6060	Reservoir Cap
MV020-1003	Harness, power
MV020-1002	Harness, Internal
MV020-0010	Alarm buzzer
MV020-0038	15 AMP circuit breaker
MV020-0063	Lamp, Amber ½" mount
MV020-0073	Lamp, green ½" mount
MV020-0090	Relay ear mounted
MV020-1200	3- position rocker ON/OFF switch
MV020-1201	Momentary rocker switch
MV050-0056	Regulator knob
MV050-2700	Fluid Level Switch
MV050-3200	Output/Return Flow regulator
MV050-2901	.2 - 2.0 Acrylic flowmeter
MV050-1000	Screen filter inline ½ MPT. Pp.
MV050-3001	Check valve, (disposal hose)
MV060-5810	Cap plug (handle)
MV070-0086	Hose, Nylon 3/8 OD.
MV080-0230	Female Quick Disconnect Couplers, 1/4", Ni
MV200-8611	Output/Return hose assembly
MV200-8612	Disposal hose assembly
MV200-8613	Solenoid #3 Assembly (If equipped)
MV200-8614	Solenoid #2 Assembly (If equipped)
MV200-8615	Solenoid #1 Assembly (If equipped)
MV200-8616	Pump Assembly
MV200-8617	Fluid Tank Assembly
MV200-8620	Rotoflow assembly
MV200-8204	Operators Manual
MV200-3100	Adapter Kit (Standard)
MV200-3101	Adapter Kit (Deluxe)



Return Regulator Assembly
MV200-8621B

Flowmeter
MV050-2901

Left Rotoflow Assembly
MV200-8620B

Low fluid Lamp
MV020-0063

Drain Pan Switch
MV020-1200

Power Switch
MV020-1201

Service in Progress
lamp. MV020-0073




Output Regulator Assembly
MV200-8621A

Flowmeter
MV050-2901

Right Rotoflow Assembly
MV200-8620A

Pump Assembly MV200-8616




Male Pushlock fitting
MV030-4601

Straight Compression fitting
MV030-0044

Male Electrical Conn.
MV020-0042

Shurflow Pump
MV050-2400



Solenoid Valve Shaft
(Internal to Block)
MV050-2310


Solenoid Coil
MV050-2320

Solenoid Block Assembly
MV050-2300

Mounting Plate
MV010-5412

Straight fitting
MV030-0044

Fill Cap
MV010-6060



Fluid tank Assembly
MV200-8617

Low Fluid Level Switch
MV050-2700

Filter Assembly
MV050-1000

Elbow fitting
MV030-4402

Elbow fitting (push lock type)
MV030-4601

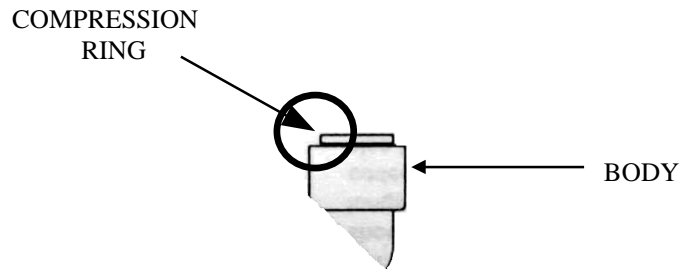
1/2" Hose
MV070-0087

NOTE: If components are equipped with a “Press-on” fitting, follow the next steps.

1. Press and hold hose to be removed firmly into the fitting.
2. Press the Compression ring into the body.
3. With compression ring pressed, pull the hose out of the fitting.

When installing; Hose needs to be inserted into the fitting approximately 3/4 in., (0.75”), to ensure proper seal onto the hose.

***PUSH INSERT FIRMLY INTO BODY, DEPRESS
COMPRESSION RING AGAINST BODY AND PULL HOSE.***



ORDERING PARTS

**Parts for the unit may be ordered by calling
Customer Service, have your model and serial
numbers available:**

**in the U.S.
(714) 555-4822
(800) 841-8810**

**International:
Call your local distributor**