


CHAPTER 4 PARTS and DIAGRAMS

PARTS


FRONT VIEW



ITEM	MV P/N	DESCRIPTION	QTY
A	010-6060	FUEL TANK CAP	1
B	011-0013	HANDLE, BLACK, Stl.	1
C	010-6078	CABINET LEG, 1.5" wide, Stl, Zp	1

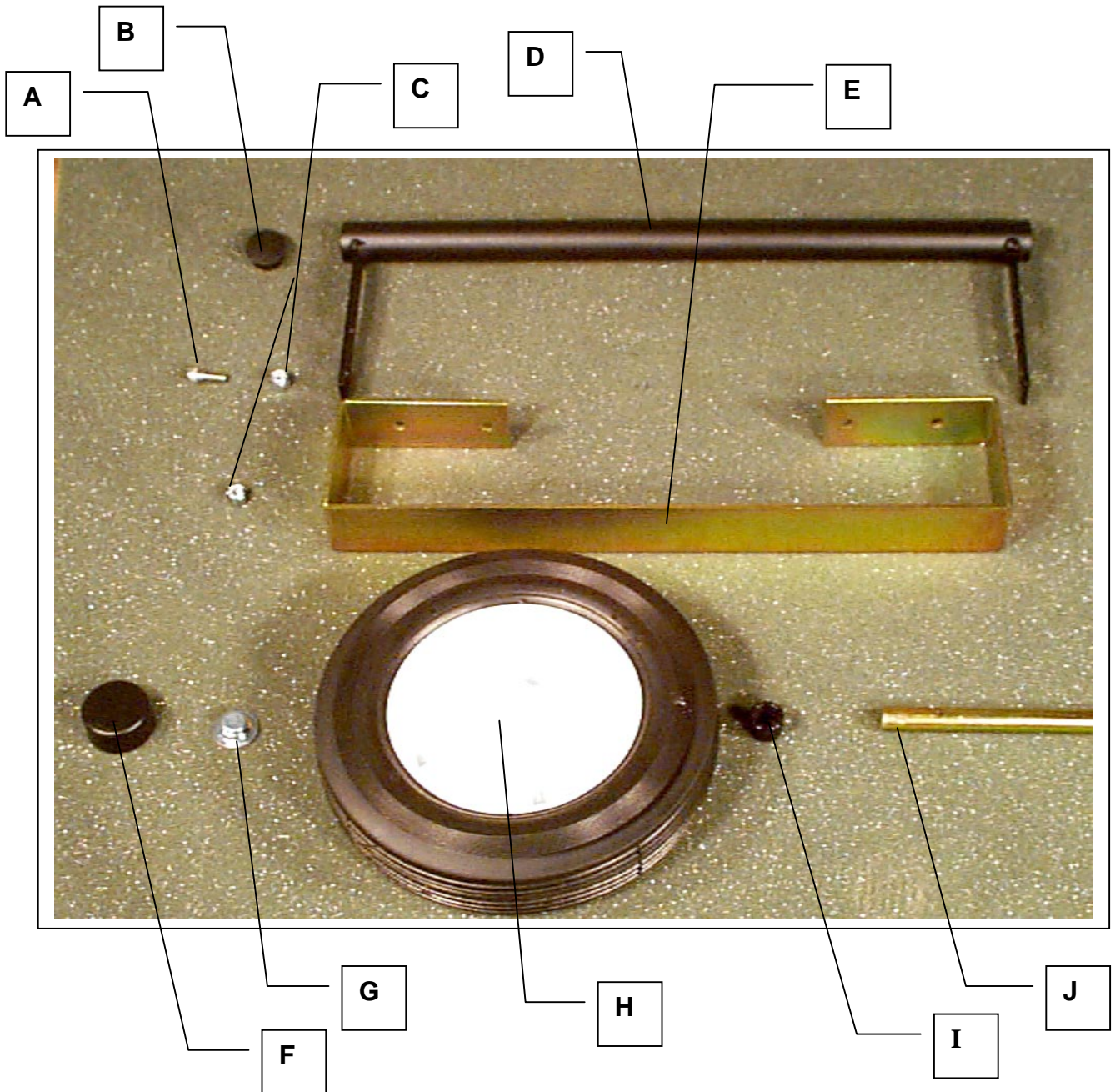
LEFT SIDE

RIGHT SIDE




ITEM	MV P/N	DESCRIPTION	QTY
A	200-4023	RETURN HOSE ASSEMBLY, BLACK, 15 feet	1
A	200-4024	OUTPUT HOSE ASSEMBLY, RED, 15 feet	1
B	030-0038	90°, 1/4" MPT X 3/8" MPT, Stl, Zp connects hoses to machine	2
C	010-0027	WHEEL, 8" x 1/75", rubber	2
D	011-0013	HANDLE, BLACK, Stl.	1
E	020-0028	BATTERY CABLE LEADS, 15 feet	1
F	011-0003	BACK PANEL, blue, Stl	1
G	200-4025	FILTER HEAD ASSEMBLY, w/3/4"-16 filter nipple	1
H	050-0078	FILTER, 10 microns (domestic U.S.)	1
H	050-1908	FILTER w/BOWL, 2 microns (international only, not shown)	1

CABINET HARDWARE



ITEM	MV P/N	DESCRIPTION	QTY
A	040-0612	SCREW, ALLEN HEAD 1/4"-20 x 5/8", Ss for handle fastening	4
B	060-5810	CAP PLUG, 3/4", Blk, Pls for handle	2
C	040-0607	NUT, NYLOCK 1/4"-20, Zp for handle & leg fastening	4 & 4
D	011-0013	HANDLE, BLACK, Stl.	1
E	010-6078	CABINET LEG, 1.5" wide, Stl, Zp	1
F	010-0026	WHEEL HUB CAPS, Blk, Pls for wheels	2
G	040-0604	CAP NUT 1/2"ID, Push-On, Zp for wheels	2
H	020-0027	WHEEL, 8" X 1.75", rubber	2
I	040-0507	AXLE, BUSHING, Ny, Blk into cabinet for axle support	2
J	010-6008	AXLE, 0.5" x 19.6", Zp	1

INTERNAL VIEW



ITEM	MV P/N	DESCRIPTION	QTY
A	200-4020	HORN ASSEMBLY	1
B	020-1000	HARNESS – HORN EXTENDER, 12”Lg connects horn to PCB	1
C	200-4043	PUMP, TANK & MANIFOLD BLOCK ASSEMBLY	1
D	200-4047	FUEL PUMP ASSEMBLY, IDT	1
E	200-4049	FUEL TANK ASSEMBLY, 4.6gal., w/fuel level sensor	1
F	070-0401	HOSE – PVC, 1/8”ID, clear, connects between manifold block #1 and PCB	3 ft.
G	200-4051	CONTROL PANEL ASSEMBLY w/PCB	1
H	200-4044	MANIFOLD BLOCK SUB-ASSEMBLY #1 towards front of cabinet	1
I	200-4046	MANIFOLD BLOCK SUB-ASSEMBLY #2 towards rear of cabinet	1

HORN ASSEMBLY
MV P/N 200-4020





OUTPUT & RETURN HOSES



ITEM	MV P/N	DESCRIPTION	QTY
	200-4020	HORN ASSEMBLY (includes following 3 items)	1
A	020-0167	HORN	1
B	020-0406	MOLEX PIN, male, 0.093"	2
B	020-0407	MOLEX CONNECTOR HOUSING, 3 point, female, Ny	1
C	030-0038	90°, ¼"MPT x 3/8"MPT, Stl, Zp for Output & Return hose connections	2
	200-4023	RETURN HOSE ASSEMBLY, Black, 15ft., w/QD	1
D	070-0060	RETURN HOSE ASEMBLY 15 feet, Black, w/threaded ends	1
E	080-0230	FEMAL QUICK DISCONNECT, ¼" FQD x ¼"FPT, Ni	1
	200-4024	OUTPUT HOSE ASSEMBLY, Red, 15ft., w/QD	1
D	070-0065	OUTPUT HOSE ASEMBLY 15 feet, Red, w/threaded ends	1
E	080-0230	FEMAL QUICK DISCONNECT, ¼" FQD x ¼"FPT, Ni	1


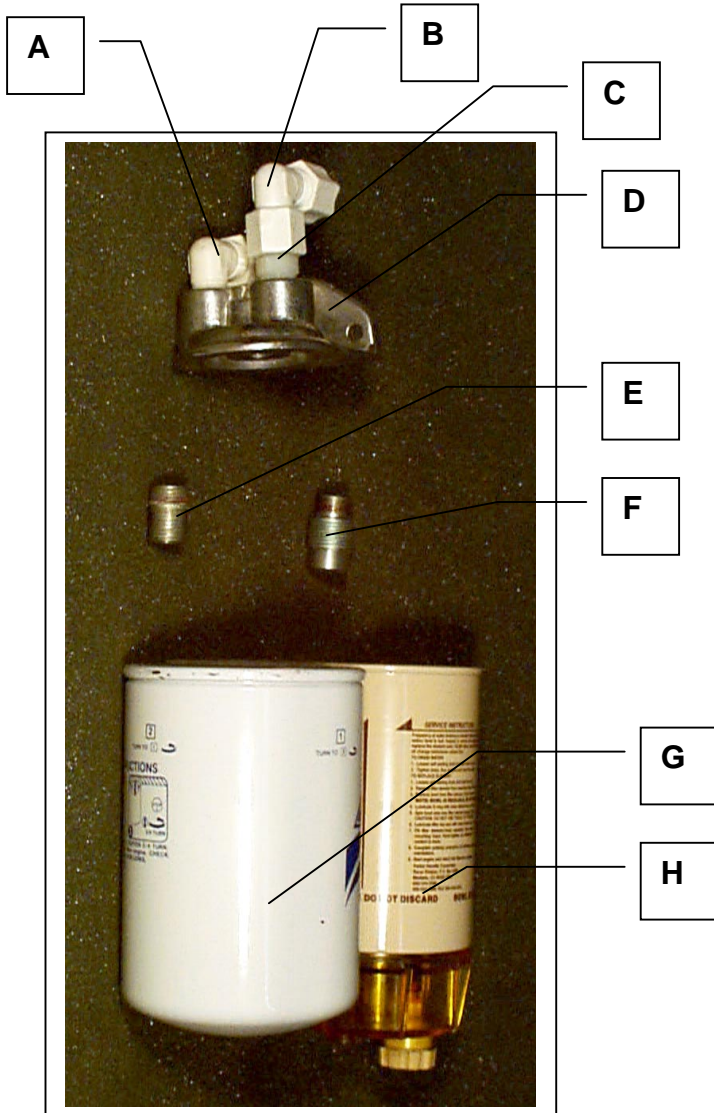
PUMP, TANK, and MANIFOLD BLOCK ASSEMBLY



ITEM	MV P/N	DESCRIPTION	QTY
	200-4043	PUMP, TANK, MNFLD BLOCK ASSEMBLY IDT (includes following 17 items)	1
A	010-6011	MOUNTING BRACKET FOR PUMP, TANK, MANIFOLD BLOCK	1
	030-0196	HOSE INSERT, 3/8"Nt, Pp at manifold block #1 (not shown, inside hose)	1
B	030-3105	FITTING, Un, 1/2"Nt x 3/8"FPT, Pp for filter hose adapting	2
C	030-3106	FITTING, Un, 3/8"Barb x 3/8"MPT, Ny for filter hose adapting	2
D	040-0615	SCREW, FHP 6-32 x 1/4", Zp, 100 degree for mnfld blk mount	8
E	040-0618	SCREW, PHP 1/4"-20 x 1/2", Zp for tank mounting	3
E	040-0619	STARWASHER, INTERNAL 1/4", Zp	3
F	060-0440	HOSE CLAMP, Med	8
H	070-0015	HOSE GPH, 3/8"ID, Blk manifold #2 to tank return	1.5ft
I	070-0015	HOSE GPH, 3/8"ID, Blk pump output to manifold #1	0.625ft
J	070-0015	HOSE GPH, 3/8"ID, Blk filter outlet to pump input	0.833ft
K	070-0015	HOSE GPH, 3/8"ID, Blk tank output to filter inlet	0.542ft
L	070-0086	TUBING, 3/8"OD, Ny manifold #1 to manifold #2	0.916ft
M	200-4044	MANIFOLD SUB-ASSEMBLY #1, towards front of cabinet	1
N	200-4046	MANIFOLD SUB-ASSEMBLY #2, towards rear of cabinet	1
O	200-4047	FUEL PUMP ASSEMBLY, IDT	1
P	200-4049	FUEL TANK ASSEMBLY 4.6 gal, w/level sensor, IDT	1
Q	070-0087	TUBING, 1/2"OD, Ny tank output to filter inlet	0.375ft
R	070-0087	TUBING, 1/2"OD, Ny filter outlet to pump input	0.375ft

FILTER HEAD ASSEMBLY

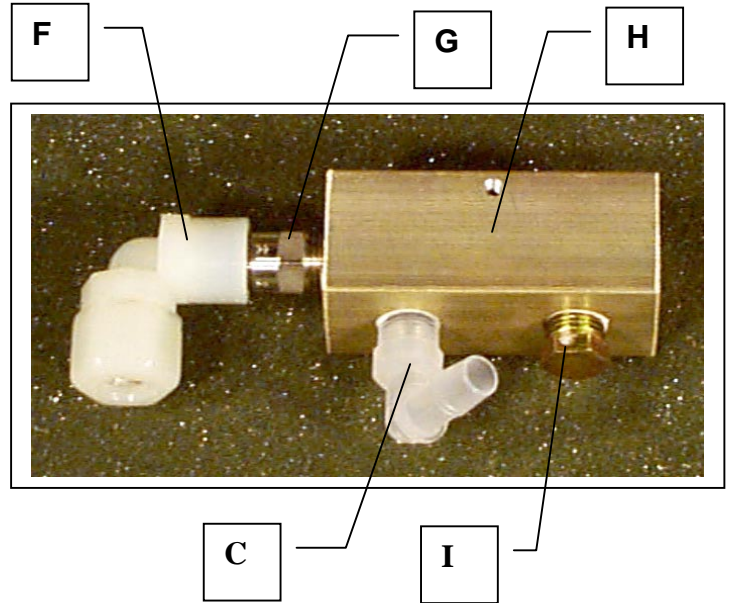

PUMP ASSEMBLY MV P/N 200-4047



ITEM	MV P/N	DESCRIPTION	QTY
	200-4025	FILTER HEAD ASMB,w/3/4"-16 filter nipple (includes following 6 items)	1
	030-3040	HOSE INSERT, 1/2"NT, Pp	2
A	030-0214	FITTING, 90°, 1/2"Nt x 3/8"MPT, Pp filter inlet fitting	1
B	030-0055	FITTING, 90°, 1/2"Nt x 3/8"FPT, Pp filter outlet fitting	1
C	030-0048	FITTING, Un, 3/8"MPT x 3/8"MPT, Ny between 90° and base	1
D	050-0087	FITLER HEAD, 3/8"FPT ports, Al (includes 3/4"-16 filter nipple)	1
E	N/A	FILTER NIPPLE, 3/4"-16 x 3/4"-16, Stl (included with the 050-0087)	1
F	030-3090	FILTER NIPPLE, 3/4"-16 x 1"-14, Stl (international only)	1
G	050-0078	FITLER, 10 microns (DOMESTIC U.S.)	1
H	050-1908	FILTER w/BOWL, 2 microns (INTERNATIONAL ONLY)	1
H	050-1909	FILTER ELEMENT only, 2 microns (INTERNATIONAL ONLY)	1
	200-4047	PUMP ASSEMBLY, IDT	
I	050-1921	FUEL PUMP and MOUNTING BRACKET, 1/8"FPT (DIESEL PUMP)	1
J	030-3104	FITTING, 90°, 3/8"HsBrb x 1/8"MPT, Ny	2
K	020-0061	MOLEX MALE HOUSING CONNECTOR, 3 PIN, Ny	1
K	020-0062	MOLEX PIN, female, 0.120", 14-20 awg	2


#1 MANIFOLD BLOCK ASSEMBLY
MV P/N 200-4044

#2 MANIFOLD BLOCK ASSEMBLY
MV P/N 200-4046




ITEM	MV P/N	DESCRIPTION	QTY
	200-4044	MANIFOLD SUB-ASSEMBLY #1, towards front of cabinet	1
A	030-3094	FITTING, 90°, 3/8"Nt x 1/4"MPT, Pp	1
B	030-0110	MANIFOLD BLOCK, 1/4"FPT ports, Al	1
C	030-0047	FITTING, 90°, 3/8"Barb x 1/4"MPT, Ny	1
D	030-3102	FITTING, Un, 1/4"MPT x 1/8"FPT, Stl, Zp for transducers tube fitting	1
E	030-3096	FITTING, Un, 1/8"Barb x 1/8"MPT, Ny for transducer tube	1
	200-4046	MANIFOLD SUB-ASSEMBLY #2, towards rear of cabinet	1
F	030-0211	FITTING, 90°, 3/8"Tb x 1/4"FPT, Ny	1
G	050-0101	VALVE -RELIEF, 13PSI, Non-Adj, Ss, IDT	1
H	030-0110	MANIFOLD BLOCK, 1/4"FPT ports, Al	1
C	030-0047	FITTING, 90°, 3/8"Barb x 1/4"MPT, Ny	1
I	030-3103	PIPE PLUG, 1/4"MPT, Stl, Zp	1

FUEL TANK ASSEMBLY
MV P/N 200-4049



FUEL LEVEL SENSOR ASSEMBLY



ITEM	MV P/N	DESCRIPTION	QTY
	200-4049	FUEL TANK ASSEMBLY 4.6 gal, w/level sensor, IDT (includes parts below)	1
A	010-6057	TANK CAP, 89mm x 4, Metal, White	1
B	010-6077	FUEL TANK 4.6 gal, Black plastic	1
C	020-8071D	POTENTIOMETER ASSEMBLY, 4 pin wire cable, 50k	1
D	030-0047	FITTING, 90°, 3/8"Hs Barb x 1/4"MPT, Ny	2
E	080-6006	VITON O-RING, DASH SIZE 006, for potentiometer shaft	1
F	200-4053	FLOAT ARM ASMB, CYLND FLOAT, CLAMP, AND ARM, IDT	1

CONTROL PANEL ASSEMBLY MV P/N 200-4051




A

B

F

C

G



E



D

H

ITEM	MV P/N	DESCRIPTION	QTY
	200-4051	CONTROL PANEL ASSEMBLY, IDT	1
A	010-6075	OVERLAY w/MEMBRANE SWITCHES, IDT	1
B	011-0002	CONTROL PANEL, Blue	1
C	020-5326	CONTROL PCB, IDT	1
D	040-0433	SPACER-ROUND, Alum. #6 x 0.5" for PCB mounting	7
E	040-6035	KEP NUTS, 4-40, Zp for PCB mounting	7
F	070-0401	HOSE, PVC 1/4"OD x1/8"ID, Clear for transducer	3.00ft
G	020-5328	EPROM for IDT, Version 1.14 as of October 1998	1
H	020-5329	FUSE 8 ampere, 5mm x 20mm, Fast-Acting	1


FILTER LINE CONNECTIONS

HARNESSES




ITEM	MV P/N	DESCRIPTION	QTY
A	030-3040	HOSE INSERT, 1/2"Nt, Pp	2
B	030-3105	FITTING, Un, 1/2"Nt x 3/8"FPT, Pp for filter hose adapting	2
C	030-3106	FITTING, Un, 3/8"Barb x 3/8"MPT, Ny for filter hose adapting	2
D	020-0028	HARNESS-BATTERY CABLES, 15ft	1
E	020-0375	STRAIN RELIEF BUSHING, Pls, Blk for power harness	1
F	020-1000	HARNESS - HORN EXTENDER, 12"Lg., IDT	1

HARDWARE



ITEM	MV P/N	DESCRIPTION	QTY
A	040-0602	STANDOFF, 10-32 x 1.5", Al, Hex for pump bracket support	1
B	040-0606	NUT NYLOCK, 10-32, Zp for pump bracket mounting	6
C	040-0605	NUT NYLOCK, 8-32, Zp for control panel mounting	8
D	040-0201	NUT NYLOCK, 6-32, Zp for horn mounting	3
E	040-0405	SNAP BUSHING, 1/2"Hose inside, Pls, Blk for filter hoses	2
F	050-1914	EXTERNAL TANK CAP GASKET	1
G	040-0617	SCREW PHP, 10-32 x 1/4", Zp for standoff	1
H	040-0612	SCREW, ALLEN HEAD 1/4"-20 x 5/8", Ss for filter head mount	3
I	040-0618	SCREW, PHP 1/4"-20 x 1/2", Zp for tank mounting	3
J	040-0619	STARWASHER, INTERNAL 1/4", Zp for tank mounting	3
K	040-0613	SCREW PHP, 6-32 x 1/4", Ss for back panel	8
L	040-6044	OPTIONAL ADAPTOR BAG SNAP BUTTON, Ni	8
M	040-0615	SCREW, FHP 6-32 x 1/4", Zp, 100 degree for mnfld blk mount	8

ACCESSORIES



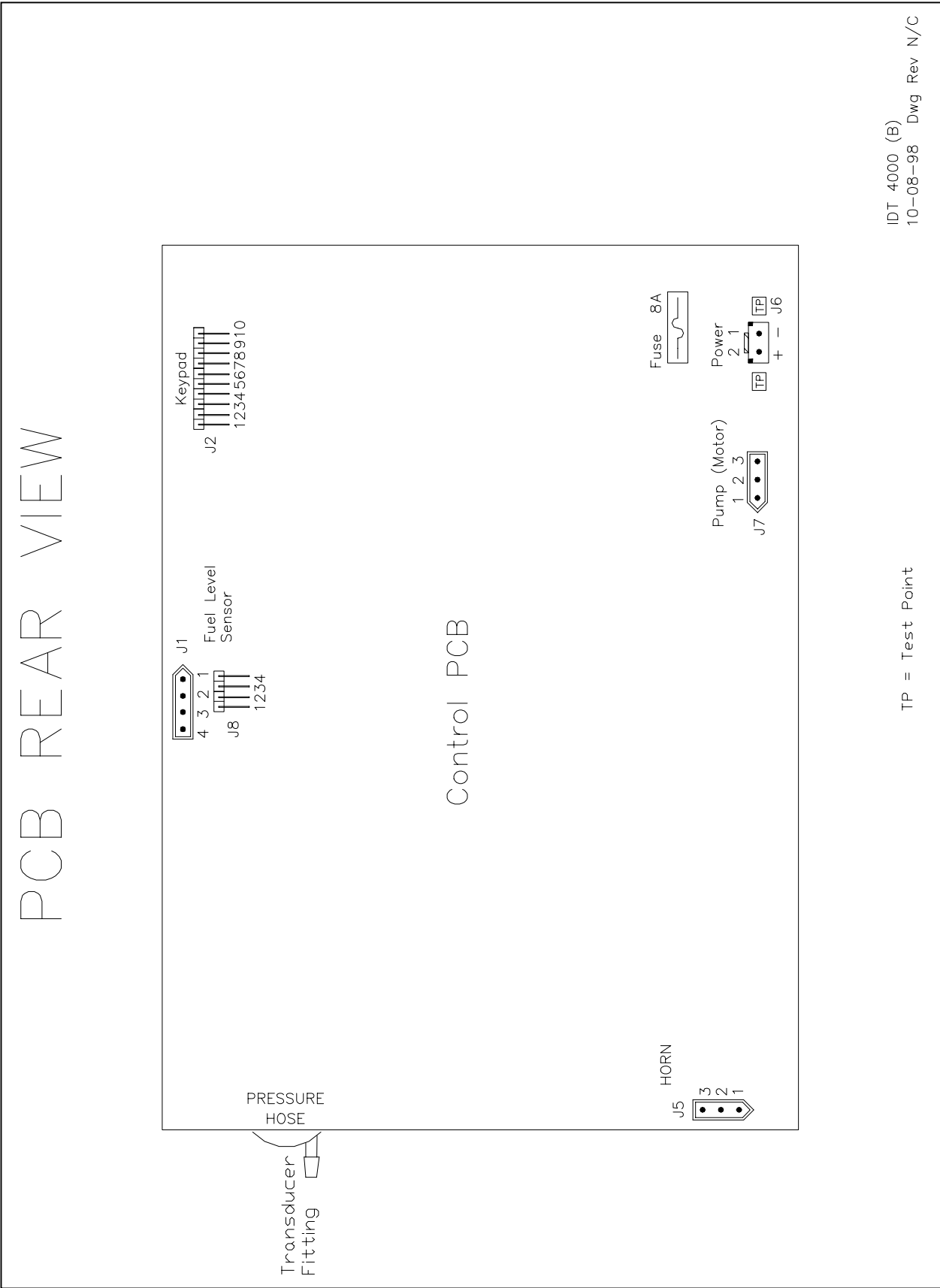
ITEM	MV P/N	DESCRIPTION	QTY
A	100-9000	INFRARED THERMOMETER TOOL, w/LASER SIGHT	1
B	M11059801	MARKETING CD-ROM FOR IDT	1
C	061-0016	ADAPTOR, #6 JIC, FEMALE (only sold separate, not with kits)	1
D	061-0026	ADAPTOR, #6 JIC, MALE (only sold separate, not with kits)	1

Abbreviations:

AL	Aluminum
ASMB	Assembly
BLK	Black
BRKT	Bracket
BTTM	Bottom
CNTRL	Control
DIA	Diameter
FPT	Female National Pipe Thread
FT	Feet
ID	Inside Diameter
LBF	Pound of Force
MNFLD	Manifold
MPT	Male National Pipe Thread
N/A	Not Applicable or Not Available
NAB	Nylon Air Brake
Ni	Nickel
N.O.	Normally Open
Nt	Nylon Tube fitting, usually compression sleeve type
NY	Nylon
OD	Outside Diameter
PCB	Printed Circuit Board
PHP	Pan Head Phillips
PNL	Panel
PRS	Pressure
PSI	Pound per Square Inch
SMS	Sheet Metal Screw
SOLND	Solenoid
Ss	Stainless Steel
STL	Steel
SW	Switch
Tb	Tube fitting, usually O-Ring compression type
UN	Union fitting
VDC	Voltage, Direct Current
W/	With
W/O	With Out
ZP	Zinc Plate
90°	ninety degree angled fitting
"	Inches

NOTES:

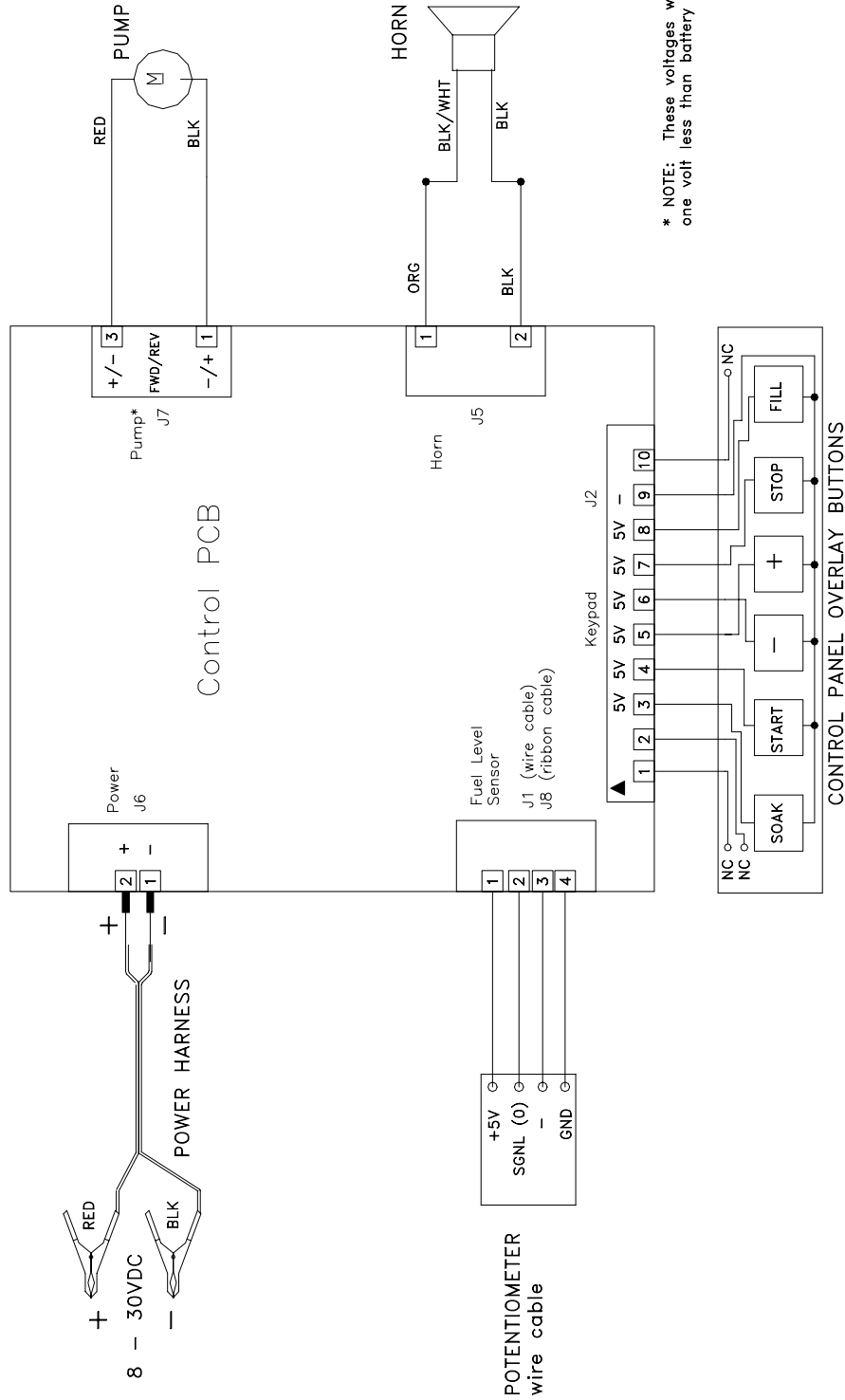
DIAGRAMS



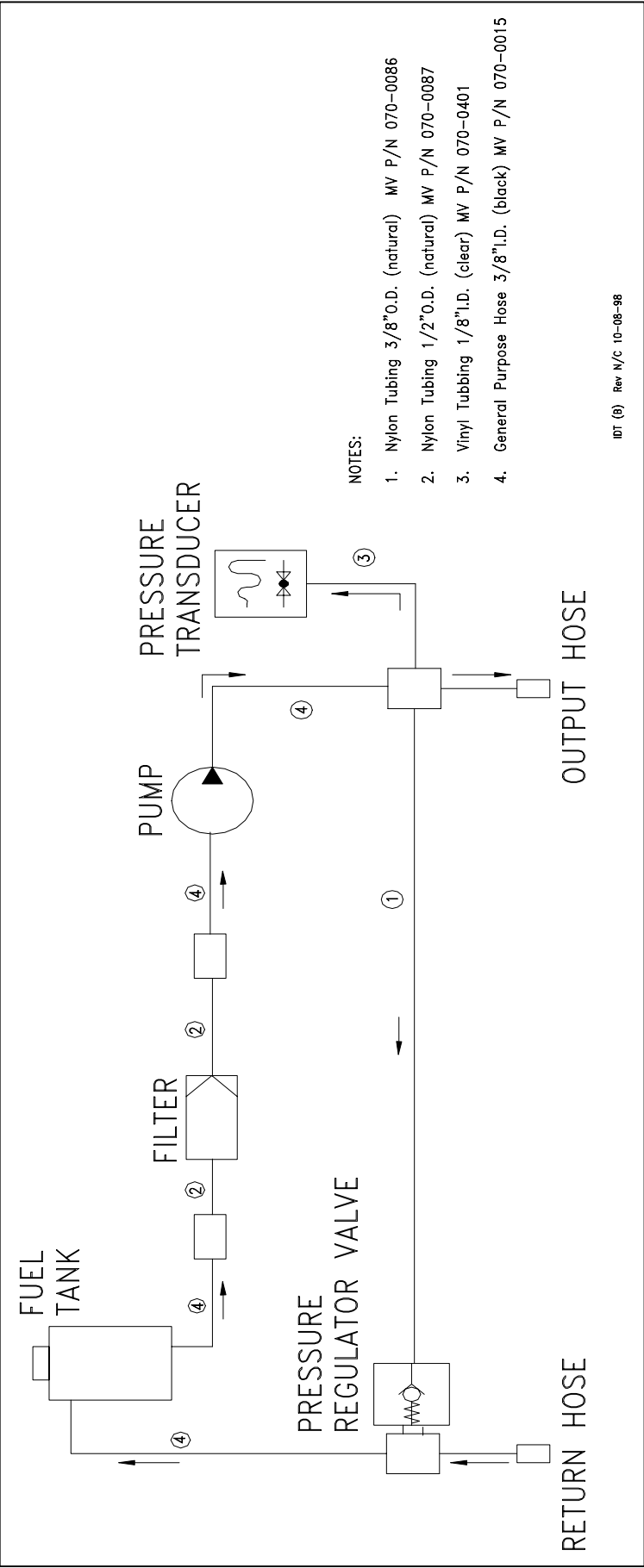
IDT 4000 (B)
10-08-98 Dwg Rev N/C

TP = Test Point

IDT 4000 (B) ELECTRICAL SCHEMATIC



IDT 4000 (B)
10-08-98 Dwg Rev N/C



NOTES: